



District Report Card: 2017


State: Jharkhand	District: Gumla
Class: 5	Subject: Language
Schools: 61	Students: 1135


Participation/Coverage


Students

GENDER 	Boys		Girls	
	Number	%	Number	%
	578	50.93	557	49.07

AREA 	Rural		Urban	
	Number	%	Number	%
	1082	95.33	53	4.67

CATEGORY 	SC		ST		OBC		GEN	
	Number	%	Number	%	Number	%	Number	%
	18	1.59	854	75.24	246	21.67	17	1.50

CWSN 	LD	VI	HI	S&LD	ID	Oth
	0	2	0	0	2	3

Management 	Government		Government-aided	
	Number	%	Number	%
	758	66.78	377	33.22

Average Performance of Students in Language (%)

Overall	Gender		Area		Management		Social Group			
	Male	Female	Rural	Urban	Govt.	Aided	SC	ST	OBC	GEN
63.92	63.00	64.88	63.27	77.23	61.96	67.87	63.33	63.52	65.04	68.63

Performance on Learning Outcomes (LOs)

Learning Outcomes	Description	Average Performance(%)
L504	Reads and comprehends independently storybooks, news items/ headlines, advertisements etc.	58.96
L508	Reads text with comprehension, locates details and sequence of events	66.41

Range of Performance of Students who Answered Correctly							
Below 30%		30% - 50%		50% - 75%		Above 75%	
Number	%	Number	%	Number	%	Number	%
87	7.67	203	17.89	464	40.88	381	33.57

Lowest Performing Learning Outcomes (LOs)

- 1 - Reads and comprehends independently storybooks, news items/ headlines, advertisements etc. (58.96)
- 2 - Reads text with comprehension, locates details and sequence of events (66.41)